

Aerodur Clearcoat UVR

Technical Data Sheet

Product Group

Polyurethane Topcoats

Characteristics



Product
Information

Aerodur Clearcoat UVR is a universal 3-component, UV Resistant, high gloss polyurethane topcoat for application on exterior polyurethane decoration schemes.

- Extended durability of conventional polyurethane systems.
- Long lasting "wet look" appearance.
- No dirt retention.
- Easy to clean.
- Resistant to aircraft hydraulic fluids and chemicals.
- Base, hardener and Thinner 98064 comply to the German legislation VBF: A2 (flashpoint >21°C)

Components



Curing Solution
Thinner /
Activator

Hardener S 66/22 R
Thinner C 25/90 S (normal conditions, flashpoint <21°C)
Thinner 98064 (warm conditions, flashpoint >21°C)
Thinner 96184 (warm conditions, flashpoint <21°C)

Specifications



Qualified
Product List

Airbus	AIMS 04.04.022
	AIMS 04.04.023

Embraer	MEP 10-058
---------	------------

Surface Conditions



Cleaning

- Observe the recoatability limits of the relevant finish.
- Remove oil, grease and other contaminants prior to application of the finish.
- Recondition aged primers or topcoats with e.g. Scotch-Brite® type A very fine till a uniform matt surface.
- Remove dust with e.g. rack rags prior to application of the finish.

Aerodur Clearcoat UVR

Instruction for Use



Mixing Ratio
(volume)

100 parts Aerodur Clearcoat UVR
100 parts Hardener S 66/22 R

Reduce to spraying viscosity with:
50 – 75 parts Thinner C 25/90S, Thinner 98064 or Thinner 96184.

- Allow products to acclimatize to room temperature before use
- Stir or shake Aerodur Clearcoat UVR thoroughly before adding hardener.
- Add Hardener S 66/22 R and stir the catalyzed mixture thoroughly.
- Add thinner and stir again till a homogeneous mixture.



Induction Time

15 – 30 minutes after mixing.



Initial Spraying
Viscosity
(25°C/77°F)

36 – 42 seconds ISO-Cup 3
27 – 29 seconds Gardner Signature Zahn-Cup #1.



Note

Viscosity measurements are provided as guidelines only and are not to be used as quality control parameters. Certified information is provided by certification documentation available on request.



Pot life
(25°C/77°F)

8 hours.



Dry Film
Thickness
(DFT)

35 – 45 micron (µm)
1.4 – 1.8 mils








Application Recommendations







Conditions

Temperature: 15 – 35°C
59 – 95°F
Relative Humidity: 35 – 75%

Aerodur Clearcoat UVR

	Equipment	<table border="0"> <tr> <td>Air</td> <td>1.4 mm nozzle orifice</td> </tr> <tr> <td>HVLP</td> <td>1.4 mm nozzle orifice</td> </tr> <tr> <td>Air Electrostatic</td> <td>1.2 mm nozzle orifice</td> </tr> <tr> <td>Airless Electrostatic</td> <td>6.11 – 6.13, (.011 - .013 inch) angle 60°</td> </tr> </table>	Air	1.4 mm nozzle orifice	HVLP	1.4 mm nozzle orifice	Air Electrostatic	1.2 mm nozzle orifice	Airless Electrostatic	6.11 – 6.13, (.011 - .013 inch) angle 60°		
Air	1.4 mm nozzle orifice											
HVLP	1.4 mm nozzle orifice											
Air Electrostatic	1.2 mm nozzle orifice											
Airless Electrostatic	6.11 – 6.13, (.011 - .013 inch) angle 60°											
	Number of Coats	Apply an even wet closed coat, followed after 30 minutes flash-off time by one cross-coat										
	Cleaning of Equipment	Solvent Cleaning C 28/15 or Solvent Cleaning 98068.										
	Note	<p>The quality of the application of all coatings will be influenced by the spray equipment chosen and the temperature, humidity, and air flow of the paint application area. When applying the product for the first time, it is recommended that test panels be prepared in order to identify the best equipment settings to be used in optimizing the performance and appearance of the coating.</p>										
Physical Properties												
	Drying Times (21°C / 77°F)	<table border="0"> <tr> <td>Dust free</td> <td>3 – 4 hours</td> </tr> <tr> <td>Dry to tape</td> <td>10 – 12 hours</td> </tr> <tr> <td>Recoat minimum</td> <td>6 hours</td> </tr> <tr> <td>Recoat maximum</td> <td>24 hours,</td> </tr> <tr> <td></td> <td>If a drying time of 24 hours is exceeded, condition surface with e.g. Scotch-Brite® type A very fine.</td> </tr> </table>	Dust free	3 – 4 hours	Dry to tape	10 – 12 hours	Recoat minimum	6 hours	Recoat maximum	24 hours,		If a drying time of 24 hours is exceeded, condition surface with e.g. Scotch-Brite® type A very fine.
Dust free	3 – 4 hours											
Dry to tape	10 – 12 hours											
Recoat minimum	6 hours											
Recoat maximum	24 hours,											
	If a drying time of 24 hours is exceeded, condition surface with e.g. Scotch-Brite® type A very fine.											
	Theoretical Coverage	<table border="0"> <tr> <td>18 m² per liter base material at 35 µm dry film thickness</td> </tr> <tr> <td>722 ft² per US gallon base material at 1.4 mil dry film thickness</td> </tr> </table>	18 m ² per liter base material at 35 µm dry film thickness	722 ft ² per US gallon base material at 1.4 mil dry film thickness								
18 m ² per liter base material at 35 µm dry film thickness												
722 ft ² per US gallon base material at 1.4 mil dry film thickness												
	Dry Film Weight	<table border="0"> <tr> <td>1,1 g/m²/µm</td> </tr> <tr> <td>0,0057 lbs/ft²/mil</td> </tr> </table>	1,1 g/m ² /µm	0,0057 lbs/ft ² /mil								
1,1 g/m ² /µm												
0,0057 lbs/ft ² /mil												

Aerodur Clearcoat UVR

	Gloss (60°)	Minimum 93 GU	
	Color	Clear	
	Flash-point	Aerodur Clearcoat UVR Hardener S 66/22 R Thinner C 25/90 S Thinner 98064 Thinner 96184	>21°C / 70°F >21°C / 70°F <21°C / 70°F >21°C / 70°F <21°C / 70°F
	Storage	Store the product dry and at a temperature between 5 and 25°C / 41 and 77°F. Stored in the original unopened containers.	
	Shelf life 5 - 38°C (40 - 100°F)	Aerodur Clearcoat UVR Hardener S 66/22 R Thinner C 25/90 S Thinner 98064 Thinner 96184	24 months 24 months 36 months 36 months 36 months

Safety Precautions

Comply with all local safety, disposal and transportation regulations. Check the Material Safety Data Sheet (MSDS) and label of the individual products carefully before using the products. The MSDS's are available on request.



Aerodur Clearcoat UVR

Issue date: September 2015 (supersedes March 2015) - FOR PROFESSIONAL USE ONLY

IMPORTANT NOTE The information in this data sheet is not intended to be exhaustive and is based on the present state of our knowledge and on current laws: any person using the product for any purpose other than that specifically recommended in the technical data sheet without first obtaining written confirmation from us as to the suitability of the product for the intended purpose does so at his own risk. It is always the responsibility of the user to take all necessary steps to fulfill the demands set out in the local rules and legislation. Always read the Material Data Sheet and the Technical Data Sheet for this product if available. All advice we give or any statement made about the product by us (whether in this data sheet or otherwise) is correct to the best of our knowledge but we have no control over the quality or the condition of the substrate or the many factors affecting the use and application of the product. Therefore, unless we specifically agree in writing otherwise, we do not accept any liability whatsoever for the performance of the product or for any loss or damage arising out of the use of the product. All products supplied and technical advice given is subject to our standard terms and conditions of sale. You should request a copy of this document and review it carefully. The information contained in this data sheet is subject to modification from time to time in the light of experience and our policy of continuous development. It is the user's responsibility to verify that this data sheet is current prior to using the product.

Brand names mentioned in this data sheet are trademarks of or are licensed to AkzoNobel.

Scotch-Brite® is a registered trademark of the 3M Company.
